




EU-38-TTL



TECHNICAL DATA



Laser Diode Driver

Features

- constant laser diode current adjustable with potentiometer
- modulation input
- laser diode output power independent from supply voltage

Specification

- dimension: 35 x 15 mm² (+/- 0.5 mm)
- supply voltage: 4.0 - 5.0 VDC
- max laser diode current: 1 A
- modulation frequency: DC .. 100 kHz, analog and digital voltage input
- modulation input voltage:
0 V = laser off, U_B = laser on, any voltage between 0 and U_B possible (>2 V = high)



CAUTION

for high currents
use a heat sink
transistor gets hot

P1: trim pot for laser diode current adjustment
 → turn left = laser diode current increase
 → turn right = laser diode current decrease

Note: P1 is a trim pot which can be turned clockwise and counterclockwise slowly to the end points. The trim pot can be damaged, if you keep on turning it at the end point !