



RLT735-10GS

- Laser Diode
- 735 nm, 10 mW
- Single Mode
- 9 mm TO-Can, Flat Window



Description

RLT735-10GS is an IR Fabry Perot laser diode, typically emitting at 735 nm. It features an emitter with **single transverse mode** emission and wide operating temperature range.

RLT735-10GS is supplied in a 9 mm TO-Can package with an **integrated PD**.

Maximum Rating ($T_{CASE} = 25^{\circ}C$)

Parameter	Symbol	Values		Unit
		Min.	Max.	
Reverse Voltage	V_R			V
Operating Temperature	T_{OPR}	- 40	+ 40	$^{\circ}C$
Storage Temperature	T_{STG}	- 40	+ 85	$^{\circ}C$
Soldering Temperature (max. 3s)	T_{SOL}		+ 260	$^{\circ}C$

Electro-Optical Characteristics ($T_{CASE} = 25^{\circ}C$)

Parameter	Symbol	Values			Unit	
		Min.	Typ.	Max.		
Peak Wavelength	λ_P	730	735	747	nm	
Spectral Width (FWHM)	$\Delta\lambda$		0.3		nm	
Output Power	P_O		10	12	mW	
Emitter Size	A		3.0 x 1.5		μm	
Threshold Current	I_{th}		75	90	mA	
Operating Current	I_F		100	140	mA	
Operating Voltage	V_F		2.4		V	
PD Current	I_{PD}	0.15		1.5	mA	
PD Reverse Voltage	V_{PDR}				V	
Slope Efficiency	η		0.7		mW/mA	
Beam Divergence (FWHM)	parallel	θ^{\perp}	25	30	35	deg
	perpendicular	$\theta_{ }$	8	10	12	deg
Off Axis Angle	$\Delta\alpha_{ } \times \Delta\alpha^{\perp}$			$< \pm 3$	deg.	
Position Accuracy	$\Delta X, \Delta Y, \Delta Z$			± 100	μm	
Rise Time	t_r		0.5		ns	

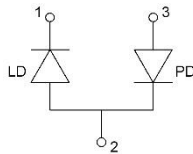




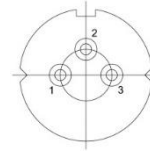
Electrical Connection

Pin Configuration*

PIN #	Function
1	LD Cathode
2	LD Anode, PD Cathode
3	PD Anode

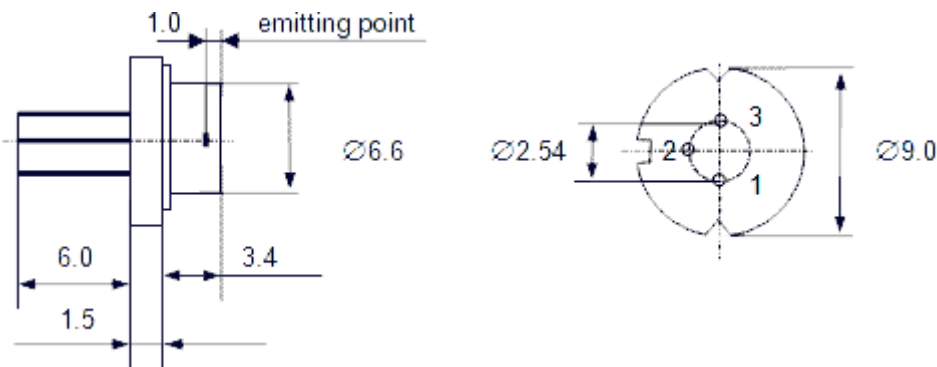


Bottom View



* subject to change

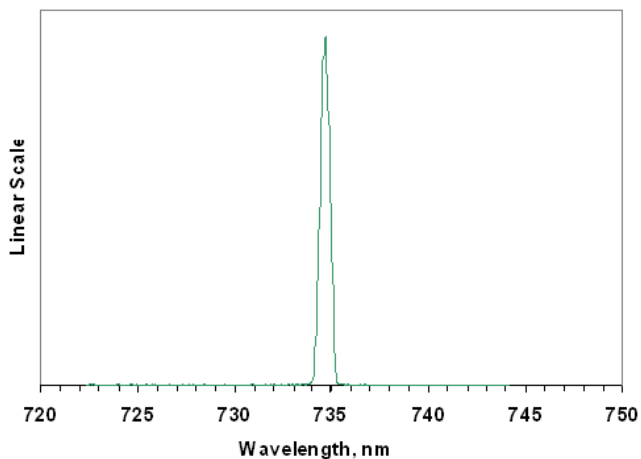
Outline Dimension



All dimensions in mm

Performance Characteristics

Spectrum*



* sample



Precautions

Safety

Caution: Laser light emitted from any laser diode may be harmful to the human eye. Avoid looking directly into the laser diode's aperture when the diode is in operation.

Note: The use of optical lenses with this laser diode will increase eye hazard



ESD Caution

Always do handle laser diodes with extreme care to **prevent electrostatic discharge**, the primary cause of unexpected diode failure. To prevent ESD related failures we strongly advise to always **wearing wrist straps**, and **grounding all applicable work surfaces**, when handling laser diodes



Operating Considerations

We strongly advise to only operate this laser diode with a current source. The current of a laser diode is an exponential function of the voltage across it. **Usage of current regulated drive circuits is mandatory.**

Laser diodes may be damaged by excessive drive currents or switching transients

It is advised, to operate the laser diode at the lowest temperature possible, and to never exceed maximum specifications as outlined in the datasheet. Device degradation will accelerate with increased temperature. **Proper heat sinking will greatly enhance stability and life-time of the laser diode.**

© All Rights Reserved

The above specifications are for reference purpose only and subjected to change without prior notice