



## ADL-78101TL

- Infrared Laser Diode
- 780 nm, 10 mW
- Low operating current
- TO56 package, Flat Window



### Description

**ADL-78101TL** is an infrared laser diode, typically emitting at 780 nm, with a nominal output power of 10 mW. It features low operating current and high maximum operating temperature of 60°C. It is an efficient radiation source for many industrial applications. **ADL-78101TL** comes in 5.6 mm TO-Can package **with integrated PD**.

### Maximum Rating\* (T<sub>CASE</sub> = 25°C)

Parameter	Symbol	Values		Unit
		Min.	Max.	
Optical Output Power*1	P <sub>O(CW)</sub>		12	mW
LD Reverse Voltage	V <sub>RLD</sub>		2	V
PD Reverse Voltage	V <sub>RPD</sub>		30	V
PD Forward Current	I <sub>FPD</sub>		10	mA
Operating Temperature*1	T <sub>OPR</sub>	- 10	+ 60	°C
Storage Temperature	T <sub>STG</sub>	- 40	+ 85	°C
Soldering Temperature (max. 3s)	T <sub>SOL</sub>		+ 260	°C

\* operating outside these conditions may damage the device

\*1 operating at or close to maximum ratings may influence the life time



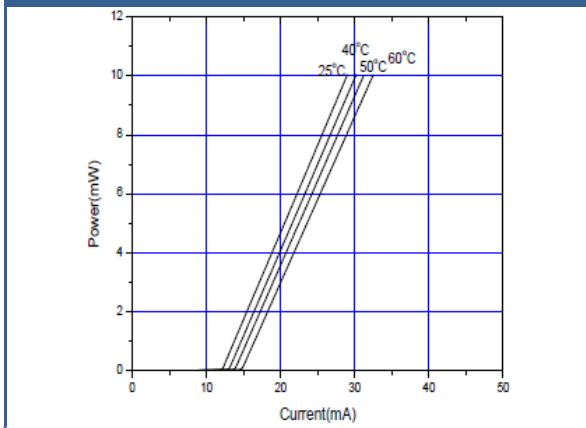
### Electro-Optical Characteristics (T<sub>CASE</sub> = 25°C, P<sub>O</sub>=10 mW)

Parameter	Symbol	Values			Unit	
		Min.	Typ.	Max.		
<b>Peak Wavelength</b>	λ <sub>P</sub>	<b>770</b>	<b>780</b>	<b>790</b>	<b>nm</b>	
<b>Optical Output Power</b>	P <sub>O</sub>		<b>10</b>		mW	
Operating Voltage	V <sub>F</sub>		1.9	2.2	V	
Threshold Current	I <sub>th</sub>		15	25	mA	
<b>Operating Current</b>	I <sub>F</sub>		<b>30</b>	<b>40</b>	<b>mA</b>	
Monitor Current (V <sub>RD</sub> = 5 V)	I <sub>M</sub>	0.2	0.6	1.2	mA	
Slope Efficiency	η	0.4	0.6	0.8	W/A	
Beam Divergence (FWHM)	parallel	θ <sub>  </sub>	7	11	15	deg.
	perpendicular	θ <sub>⊥</sub>	24	28	32	deg.
Beam Divergence accuracy (FWHM)	parallel	Δθ <sub>  </sub>	-2		+2	deg.
	perpendicular	Δθ <sub>⊥</sub>	-3		+3	deg.
Emission Point Accuracy	Δx, Δy		-80		+80	μm
	Δz		-80		+80	μm

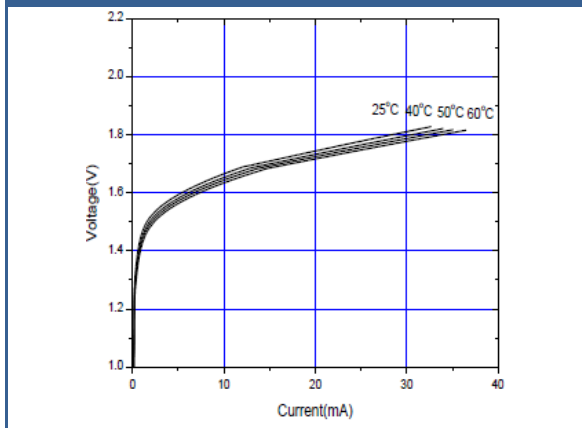


## Performance Characteristics

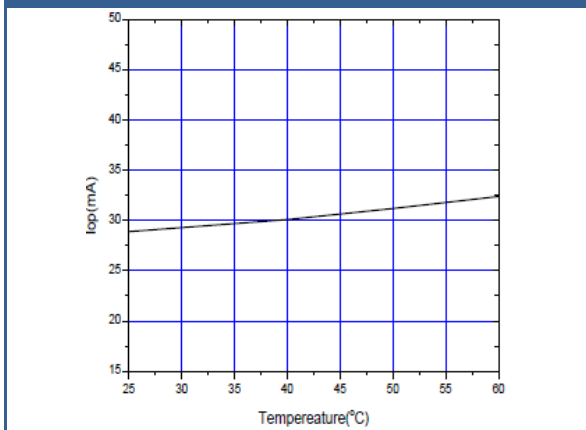
### Output Power vs. Operating Current



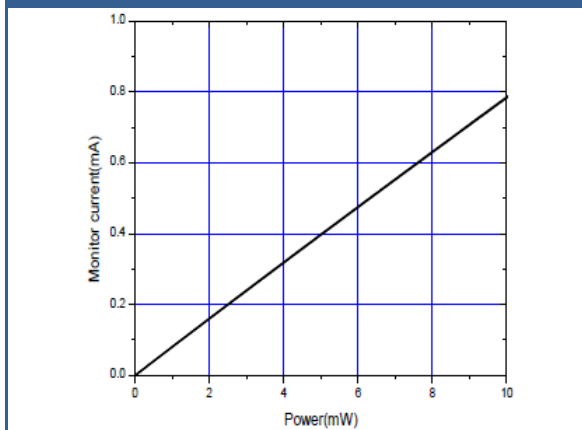
### Operating Voltage vs. Operating Current



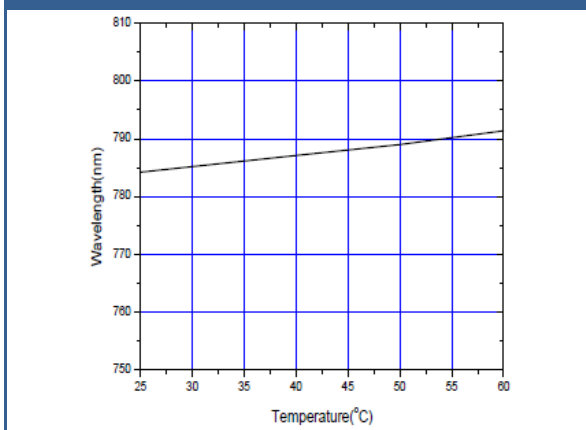
### Operating Current vs. Temperature



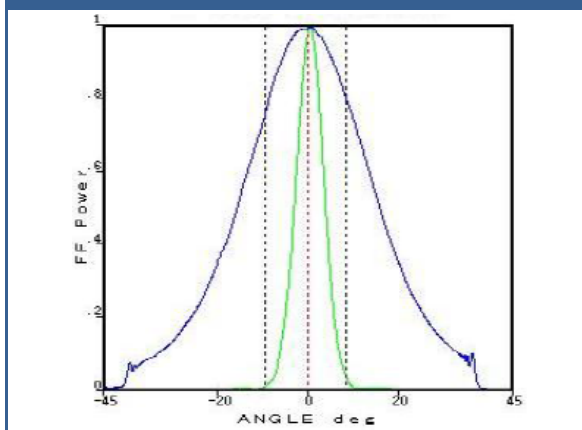
### Monitor Current vs. Output Power



### Wavelength vs. Temperature



### $\Theta_{||}$ / $\Theta_{\perp}$ Beam Divergence

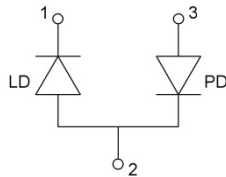




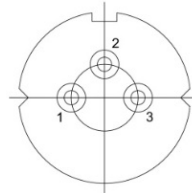
## Electrical Connection

### Pin Configuration

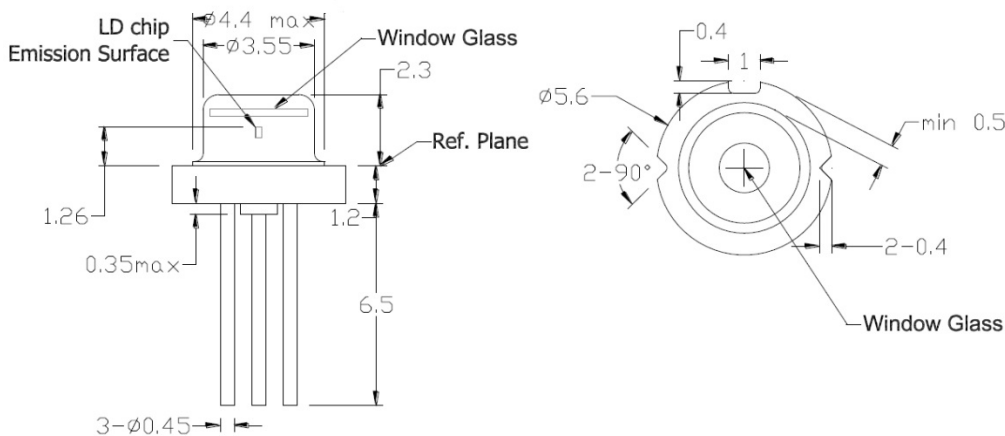
Pin #	Function
Pin 1	LD Cathode
Pin 2	LD Anode, PD Cathode
Pin 3	PD Anode



### Bottom View



## Outline Dimensions



All dimensions in mm

## Precautions

### Safety

**Caution:** Laser light emitted from any laser diode may be **harmful to the human eye**. Avoid looking directly into the laser diode's aperture when the diode is in operation.

**Note:** The use of optical lenses with this laser diode will increase eye hazard

### ESD caution

Always do handle laser diodes with extreme care to **prevent electrostatic discharge**, the primary cause of unexpected diode failure. To prevent ESD related failures, it is strongly advised to always **wearing wrist straps**, and **grounding all applicable work surfaces**, when handling laser diodes

### Operating Considerations

It is strongly advised to only operate this laser diode with a current source. The current of a laser diode is an exponential function of the voltage across it. **Usage of current regulated drive circuits is mandatory**. Laser diodes may be damaged by excessive drive currents or switching transients

It is advised, to operate the laser diode at the lowest temperature possible, and to never exceed maximum specifications as outlined in the datasheet. Device degradation will accelerate with increased temperature. **Proper heat sinking will greatly enhance stability and life time of the laser diode**