



## FCPD-300-C9

- Pigtailed InGaAs PIN Photodiode
- Ø 300 µm active area
- 0.85 – 1.7 µm spectral range
- Coaxial package
- 9 µm single mode fiber



### Description

**FCPD-300-C9** is an **InGaAs** PIN photodiode with an active area of Ø 300 µm in a pigtailed coaxial package with **9 µm single mode fiber** and FC/PC connector. It features, a wide range of sensitivity from 850 nm to 1700 nm, high responsivity, low terminal capacitance, and low dark current. **FCPD-300-C9** is optionally available with different connectors, and receptacle package without fiber.

### Maximum Rating ( $T_{CASE} = 25^{\circ}C$ )

Parameter	Symbol	Values		Unit
		Min.	Max.	
Reverse Voltage	$V_R$		50	V
Forward Current	$I_F$		10	mA
Operating Temperature	$T_{OPR}$	- 40	+ 85	°C
Storage Temperature	$T_{STG}$	- 40	+ 125	°C
Soldering Temperature (max.10s)	$T_{SOL}$		+ 260	°C



### Electro-Optical Characteristics ( $T_{CASE} = 23^{\circ}C$ )

Parameter	Symbol	Condition	min.	typ.	max.	Unit
Spectral Range	$\lambda$		0.85		1.7	µm
Aperture Diameter	$\varnothing$			300		µm
Peak Sensitivity	$A_P$	$V_R=0 V$		1.55		µm
Dark Current	$I_D$	$V_R=5 V$		0.5		nA
Capacitance	$C_J$	$V_R=5 V$			6	pF
Responsivity	$S_\lambda$	1.31 µm		0.80		A/W
		1.55 µm		0.85		
Saturation Power	$P_S$	$V_R=5 V$		10		mW
Rise/Fall time	$t_r / t_f$	$V_R=5 V$			1.0	ns
Fiber Specification	Fiber Core			9		µm
	Fiber Length			80		
	Fiber Connector			FC/PC *		

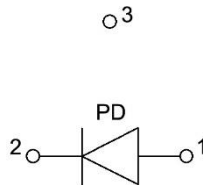
\* other options on request



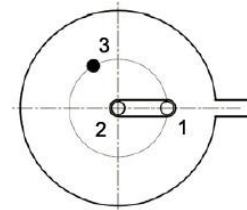
## Electrical Connection

### Pin Configuration\*

Pin #	Function
Pin 1	PD Anode
Pin 2	PD Cathode
Pin 3	Case

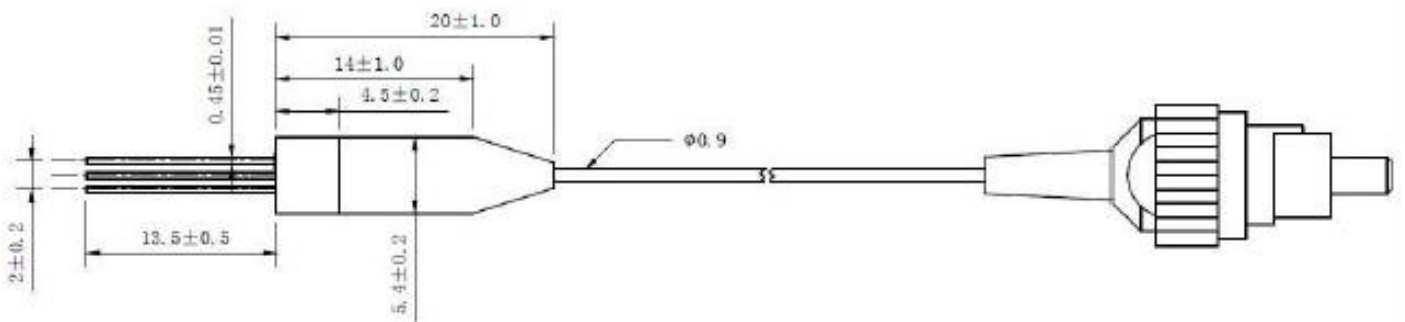


### Bottom View



\* subject to change

## Outline Dimensions



All dimensions in mm

© All Rights Reserved

The above specifications are for reference purpose only and subjected to change without prior notice