




SPM808-2W-105M-PDT-14P

- Infrared Fiber-Coupled Laser Diode Module
- 808 nm, 2 W
- 105 μm Multimode Fiber
- Build-in PD and TEC
- 14-pin Butterfly Package



Description

SPM808-2W-105M-PDT-14P is an infrared fiber-coupled laser diode module, typically emitting at 808 nm with an output power of 2 W. It comes in a 14-pin butterfly package with 105 μm multimode fiber and FC/PC connector, built-in TEC cooler, thermistor and photodiode.

Additional options like alternative closer peak wavelength selection and fiber connector are available on request.

Maximum Rating ($T_{\text{CASE}} = 25^{\circ}\text{C}$)

Parameter	Symbol	Values		Unit
		Min.	Max.	
Reverse Voltage	V_R		2.0	V
Operating Temperature	T_{OPR}	+ 10	+ 30	$^{\circ}\text{C}$
Storage Temperature	T_{STG}	- 20	+ 80	$^{\circ}\text{C}$
Soldering Temperature (max. 3s)	T_{SOL}		+ 260	$^{\circ}\text{C}$


Electro-Optical Characteristics ($T_{\text{CASE}} = 25^{\circ}\text{C}$)

Parameter	Symbol	Values			Unit
		Min.	Typ.	Max.	
Peak Wavelength *1	λ_P	879	808	818	nm
Output Power	P_O		2		W
Spectral Width (FWHM)	$\Delta\lambda$		3.0		nm
Temperature Coefficient			0.3		nm/ $^{\circ}\text{C}$
Operating Voltage	V_F		1.9		V
Threshold Current	I_{th}		0.3		A
Operating Current	I_F		3.0		A
TEC Current	I_{TEC}		2		A
TEC Voltage	V_{TEC}		8		V
Thermistor			10		K
Fiber	Type		Multimode		
	Core		105		μm
	Numerical Aperture		0.22		
	Connector *2		FC/PC		
	Length		80		cm



*1 optional: down to ± 5 nm

*2 optional: SMA905



Electrical Connection

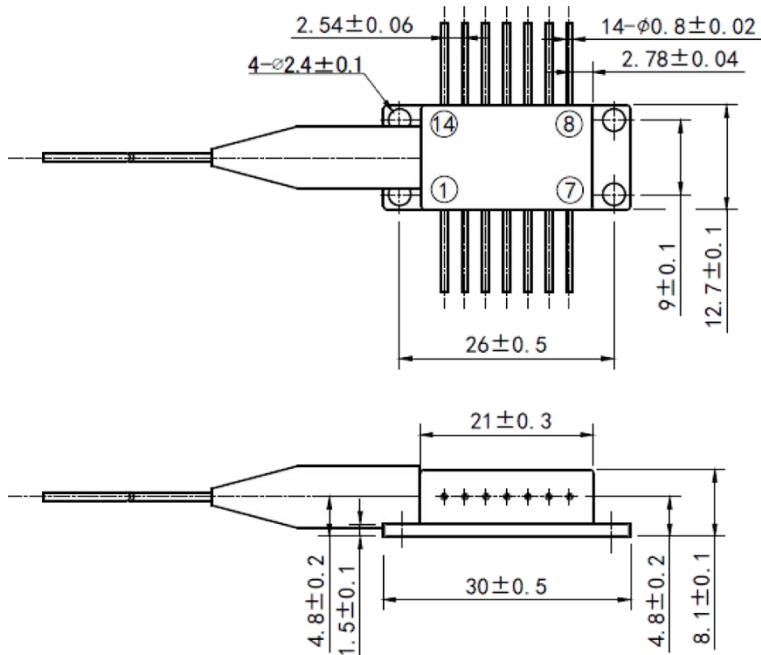
Pin Configuration*

PIN #	Function	PIN #	Function
1	TEC +	14	TEC -
2	Thermistor	13	Case
3	PD Anode	12	n.c.
4	PD Cathode	11	LD Cathode
5	Thermistor	10	LD Anode
6	n.c.	9	n.c.
7	n.c.	8	n.c.



* subject to change

Outline Dimension



All dimensions in mm



Precautions

Safety

Caution: Laser light emitted from any laser diode may be harmful to the human eye. Avoid looking directly into the laser diode's aperture when the diode is in operation.

Note: The use of optical lenses with this laser diode will increase eye hazard



ESD Caution

Always do handle laser diodes with extreme care to **prevent electrostatic discharge**, the primary cause of unexpected diode failure. To prevent ESD related failures we strongly advise to always **wearing wrist straps**, and **grounding all applicable work surfaces**, when handling laser diodes



Operating Considerations

We strongly advise to only operate this laser diode with a current source. The current of a laser diode is an exponential function of the voltage across it. **Usage of current regulated drive circuits is mandatory.**

Laser diodes may be damaged by excessive drive currents or switching transients

It is advised, to operate the laser diode at the lowest temperature possible, and to never exceed maximum specifications as outlined in the datasheet. Device degradation will accelerate with increased temperature. **Proper heat sinking will greatly enhance stability and life-time of the laser diode.**

© All Rights Reserved

The above specifications are for reference purpose only and subjected to change without prior notice