




## SPM520-200-105M-PDT-14P

- Fiber-Coupled Laser Diode Module
- 520 nm, 200 mW
- 105  $\mu\text{m}$  Multimode Fiber
- Build-in PD and TEC
- 14-pin Butterfly Package



### Description

**SPM520-200-105M-PDT-14P** is an infrared fiber-coupled laser diode module, typically emitting at 520 nm with an output power of 200 mW. It comes in a 14-pin butterfly package with 105  $\mu\text{m}$  multimode fiber and FC/PC connector, built-in TEC cooler, thermistor and photodiode.

**Additional options** like alternative fiber connector are available on request.

### Maximum Rating ( $T_{\text{CASE}} = 25^{\circ}\text{C}$ )


Parameter	Symbol	Values		Unit
		Min.	Max.	
Reverse Voltage	$V_R$		2.0	V
Operating Temperature	$T_{\text{OPR}}$	10	+ 30	$^{\circ}\text{C}$
Storage Temperature	$T_{\text{STG}}$	- 40	+ 85	$^{\circ}\text{C}$
Soldering Temperature (max. 3s)	$T_{\text{SOL}}$		+ 260	$^{\circ}\text{C}$

### Electro-Optical Characteristics ( $T_{\text{CASE}} = 25^{\circ}\text{C}$ )

Parameter	Symbol	Values			Unit
		Min.	Typ.	Max.	
Peak Wavelength	$\lambda_P$	510	520	530	nm
Output Power	$P_O$		200		mW
Spectral Width (FWHM)	$\Delta\lambda$		2.0		nm
Temperature Coefficient					nm/ $^{\circ}\text{C}$
Operating Voltage	$V_F$		5.5	6.5	V
Threshold Current	$I_{\text{th}}$		100	400	mA
Operating Current	$I_F$		500	600	mA
TEC Current	$I_{\text{TEC}}$			2	A
TEC Voltage	$V_{\text{TEC}}$			8	V
Thermistor					K
Fiber	Type		Multimode		
	Core		105		$\mu\text{m}$
	Numerical Aperture		0.22		
	Connector *		FC/PC		
	Length		80		cm



\* optional: SMA905



## Electrical Connection

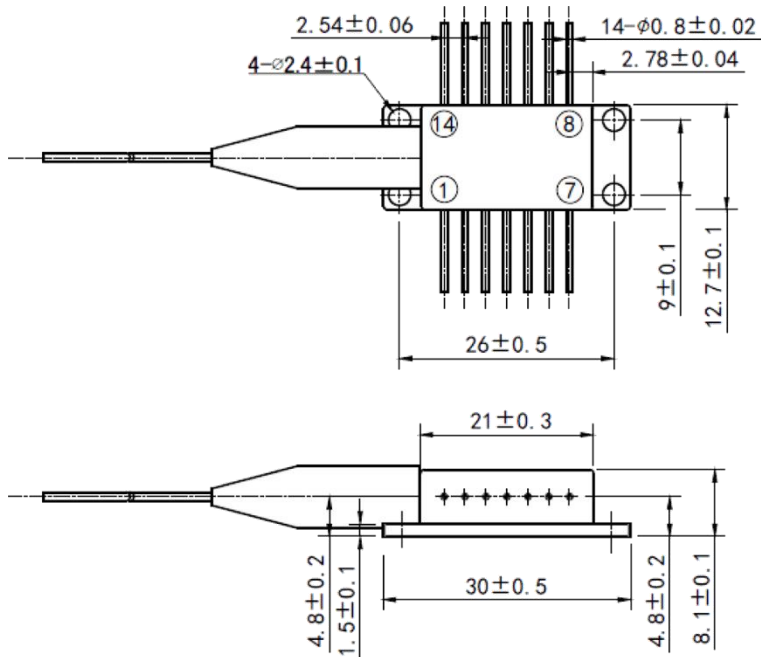
Pin Configuration\*

PIN #	Function	PIN #	Function
1	TEC +	14	TEC -
2	Thermistor	13	Case
3	PD Anode	12	n.c.
4	PD Cathode	11	LD Cathode
5	Thermistor	10	LD Anode
6	n.c.	9	n.c.
7	n.c.	8	n.c.



\* subject to change

## Outline Dimension



All dimensions in mm



## Precautions

### Safety

**Caution:** Laser light emitted from any laser diode may be harmful to the human eye. Avoid looking directly into the laser diode's aperture when the diode is in operation.

**Note:** The use of optical lenses with this laser diode will increase eye hazard



### ESD Caution

Always do handle laser diodes with extreme care to **prevent electrostatic discharge**, the primary cause of unexpected diode failure. To prevent ESD related failures we strongly advise to always **wearing wrist straps**, and **grounding all applicable work surfaces**, when handling laser diodes



### Operating Considerations

We strongly advise to only operate this laser diode with a current source. The current of a laser diode is an exponential function of the voltage across it. **Usage of current regulated drive circuits is mandatory.**

Laser diodes may be damaged by excessive drive currents or switching transients

It is advised, to operate the laser diode at the lowest temperature possible, and to never exceed maximum specifications as outlined in the datasheet. Device degradation will accelerate with increased temperature. **Proper heat sinking will greatly enhance stability and life-time of the laser diode.**

© All Rights Reserved

The above specifications are for reference purpose only and subjected to change without prior notice