



## SPL1310-15-9-PD

- Infrared Pigtailed DFB Laser Diode
- 1310 nm, 15 mW
- 9  $\mu\text{m}$  Single Mode Fiber
- Built-in Photodiode



### Description

**SPL1310-15-9-PD** is an infrared pigtailed DFB laser diode, typically emitting at 1310 nm with an output power of 15 mW. It comes in a coaxial package with 9  $\mu\text{m}$  single mode fiber and FC/PC connector, built-in PD and preinstalled heatsink / mount (see drawing on page 2).

**Additional options** like closer peak wavelength selection, optical isolation, alternative fiber connector or package are available on request.

### Maximum Rating ( $T_{\text{CASE}} = 25^{\circ}\text{C}$ )

Parameter	Symbol	Values		Unit
		Min.	Max.	
Reverse Voltage	$V_R$		2.0	V
PD Reverse Voltage	$V_{\text{PDR}}$		15	V
Operating Temperature	$T_{\text{OPR}}$	- 20	+ 50	$^{\circ}\text{C}$
Storage Temperature	$T_{\text{STG}}$	- 40	+ 100	$^{\circ}\text{C}$
Soldering Temperature (max. 3s)	$T_{\text{SOL}}$		+ 260	$^{\circ}\text{C}$


### Electro-Optical Characteristics ( $T_{\text{CASE}} = 25^{\circ}\text{C}$ )

Parameter	Symbol	Values			Unit
		Min.	Typ.	Max.	
Peak Wavelength *1	$\lambda_P$	1300	1310	1320	nm
Output Power	$P_O$		15		mW
Spectral Width (FWHM)	$\Delta\lambda$			2	nm
Operating Voltage	$V_F$		1.4	1.7	V
Threshold Current	$I_{\text{th}}$		5	15	mA
Operating Current	$I_F$		80	100	mA
Side Mode Suppression Ration	$SMSR$		35		dB
PD Current	$I_{\text{PD}}$	0.1			mA
PD Capacitance	$C_{\text{PD}}$		10	20	pF
PD Dark Current	$I_{\text{DPD}}$			0.1	$\mu\text{A}$
Fiber Specification	Type	Single Mode			
	Core	9			$\mu\text{m}$
	Connector *2	FC/PC			
	Length	80			cm



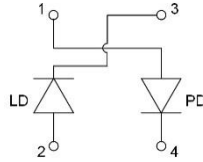
\*1 optional: down to  $\pm 3$  nm

\*2 optional: SC or SMA905

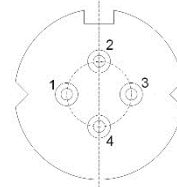


## Electrical Connection

Pin Configuration*	
PIN #	Function
1	PD Anode
2	LD Anode, Ground
3	LD Cathode
4	PD Cathode

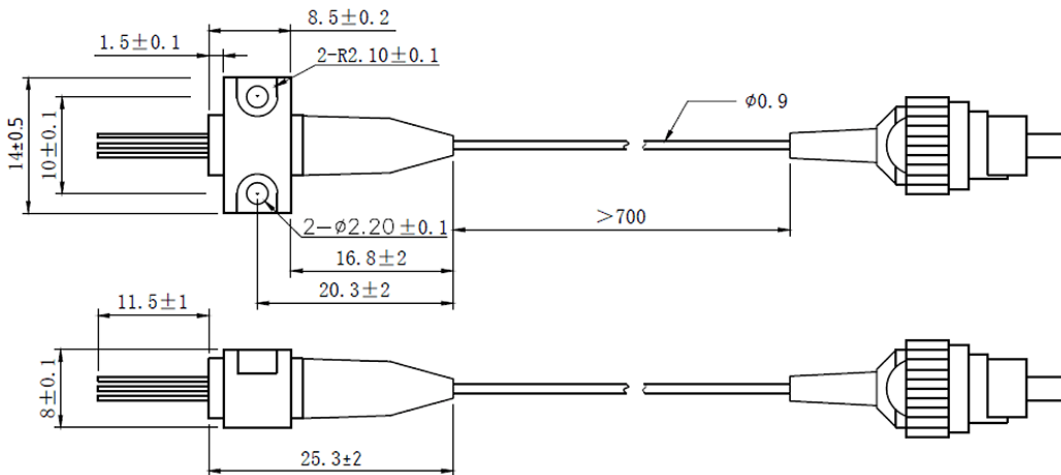


## Bottom View



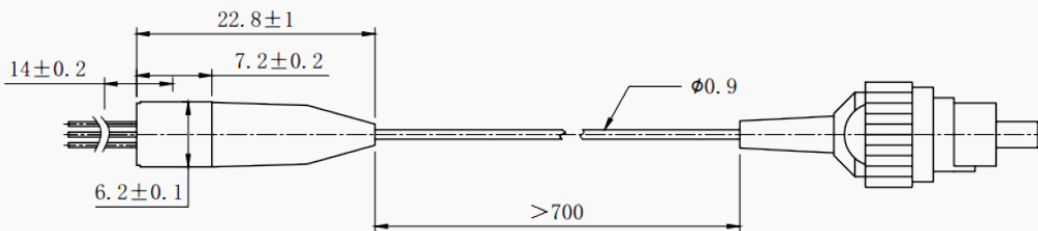
\* subject to change

## Outline Dimension



### Optional: Coaxial Package

SPL1310-15-C9-PD



All dimensions in mm



## Precautions

### Safety

**Caution:** Laser light emitted from any laser diode may be harmful to the human eye. Avoid looking directly into the laser diode's aperture when the diode is in operation.

**Note:** The use of optical lenses with this laser diode will increase eye hazard



### ESD Caution

Always do handle laser diodes with extreme care to **prevent electrostatic discharge**, the primary cause of unexpected diode failure. To prevent ESD related failures we strongly advise to always **wearing wrist straps**, and **grounding all applicable work surfaces**, when handling laser diodes



### Operating Considerations

We strongly advise to only operate this laser diode with a current source. The current of a laser diode is an exponential function of the voltage across it. **Usage of current regulated drive circuits is mandatory.**

Laser diodes may be damaged by excessive drive currents or switching transients

It is advised, to operate the laser diode at the lowest temperature possible, and to never exceed maximum specifications as outlined in the datasheet. Device degradation will accelerate with increased temperature. **Proper heat sinking will greatly enhance stability and life-time of the laser diode.**

© All Rights Reserved

The above specifications are for reference purpose only and subjected to change without prior notice