




RLT808M-8WFC

TECHNICAL DATA



Multi-Mode 9-Pin HHL Laser Diode

Features

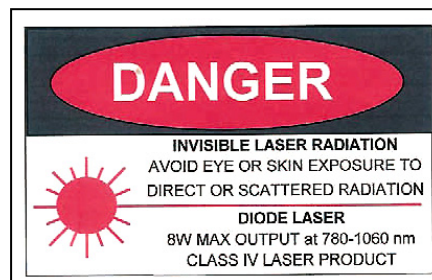
- Lasing Mode Structure: multi mode
- Peak Wavelength : typ. 808 nm
- Optical Output Power: 7.5 W
- Package: 9-Pin HHL, Thermistor, TEC, PD
- Fiber: 200µm core diameter, 0.22 NA
- Connector: SMA

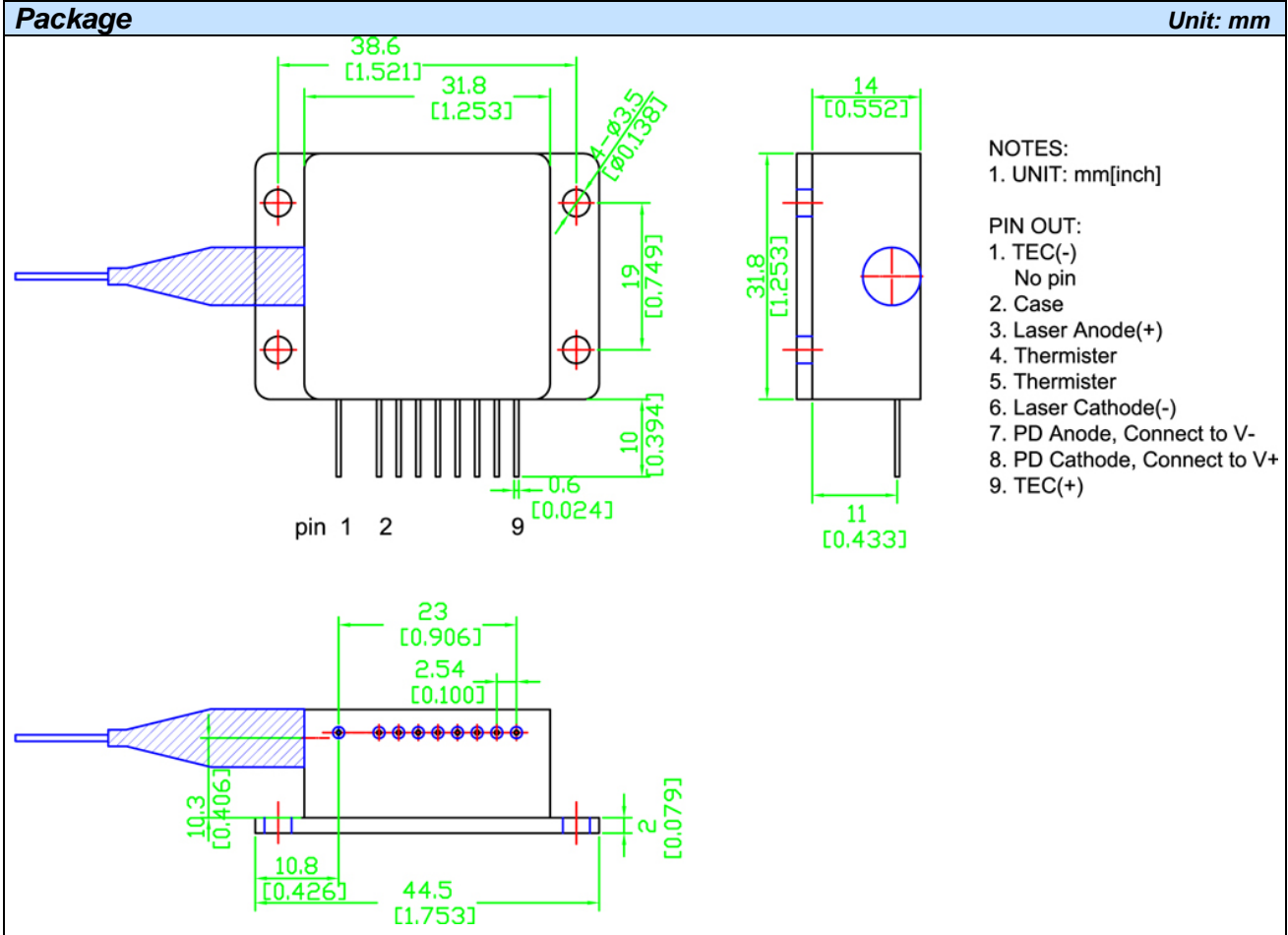


Specifications (T_c=25°C)

Item	Symbol	Min.	Typ.	Max.	Unit
Optical Specification					
Wavelength	λ_p	805	808	811	nm
Spectrum FWHM	$\Delta\lambda$	-	2	4	nm
Operating Power	P _o	-	7.5	-	W
Electrical Specification					
Operating Current	I _o	-	11.1	12.6	A
Threshold	I _{th}	-	1.8	2.2	A
Operating Voltage	V _o	-	2.2	2.5	V
Slope Efficiency	$\Delta P/\Delta I$	0.70	0.80		W/A
TEC Voltage				8.6	V
TEC Current				3.8	A
General Specification					
Lifetime		10.000			hours
Storage temperature		-40	-	80	°C
Operating Temperature		0	25	55	°C
Lead Soldering Temp. (5 sec)		-	-	250	°C


The above specifications are for reference purpose only and subjected to change without prior notice.





Safety of Laser light

- Laser Light can damage the human eyes and skin. Do not expose the eye or skin directly to any laser light and/or through optical lens. When handling the LDs, wear appropriate safety glasses to prevent laser light, even any reflections from entering to the eye. Focused laser beam through optical instruments will increase the chance of eye hazard.
- **WARNING: Laser diode is emitting invisible light**





Cautions

1. *Operating method*

- This LD shall change its forward voltage requirement and optical output power according to temperature change. Also, the LD will require more operation current to maintain same output power as it degrades.
- Confirm that electrical spike current generated by switching on and off does not exceed the maximum operating current level specified herein above as absolute maximum rating. Also, employ appropriate countermeasures to reduce chattering and/or overshooting in the circuit.

2. *Static Electricity*

- Static electricity or electrical surges will reduce and degrade the reliability of the LDs. It is recommended to use a wrist trap or anti-electrostatic glove when handling the product.

3. *Absolute Maximum Rating*

- Active layer of LDs shall have high current density and generate high electric field during its operation. In order to prevent excessive damage, the LD must be operated strictly below absolute maximum rating.