




S6310MG



TECHNICAL DATA

Infrared Laser Diode

Features

- Lasing Mode Structure: single mode
- Peak Wavelength : typ. 635 nm
- Optical Output Power: 10 mW
- Package: 5.6 mm



Electrical Connection

Pin Configuration	Bottom View								
<p><i>n-type</i></p> <table border="1"> <thead> <tr> <th>PIN</th> <th>Function</th> </tr> </thead> <tbody> <tr> <td>1</td> <td>LD Cathode</td> </tr> <tr> <td>2</td> <td>LD Anode, PD Cathode</td> </tr> <tr> <td>3</td> <td>PD Anode</td> </tr> </tbody> </table>	PIN	Function	1	LD Cathode	2	LD Anode, PD Cathode	3	PD Anode	
PIN	Function								
1	LD Cathode								
2	LD Anode, PD Cathode								
3	PD Anode								

Absolute Maximum Ratings ($T_C=20^\circ\text{C}$)

Item	Symbol	Value	Unit
CW Output Power	P_O	12	mW
LD Reverse Voltage	V_r	2	V
PD Reverse Voltage	V_{rPD}	30	V
Operating Case Temperature	T_C	-10 ... +50	$^\circ\text{C}$
Storage Temperature	T_{stg}	-15 ... +85	$^\circ\text{C}$

Specifications ($T_C=20^\circ\text{C}$)

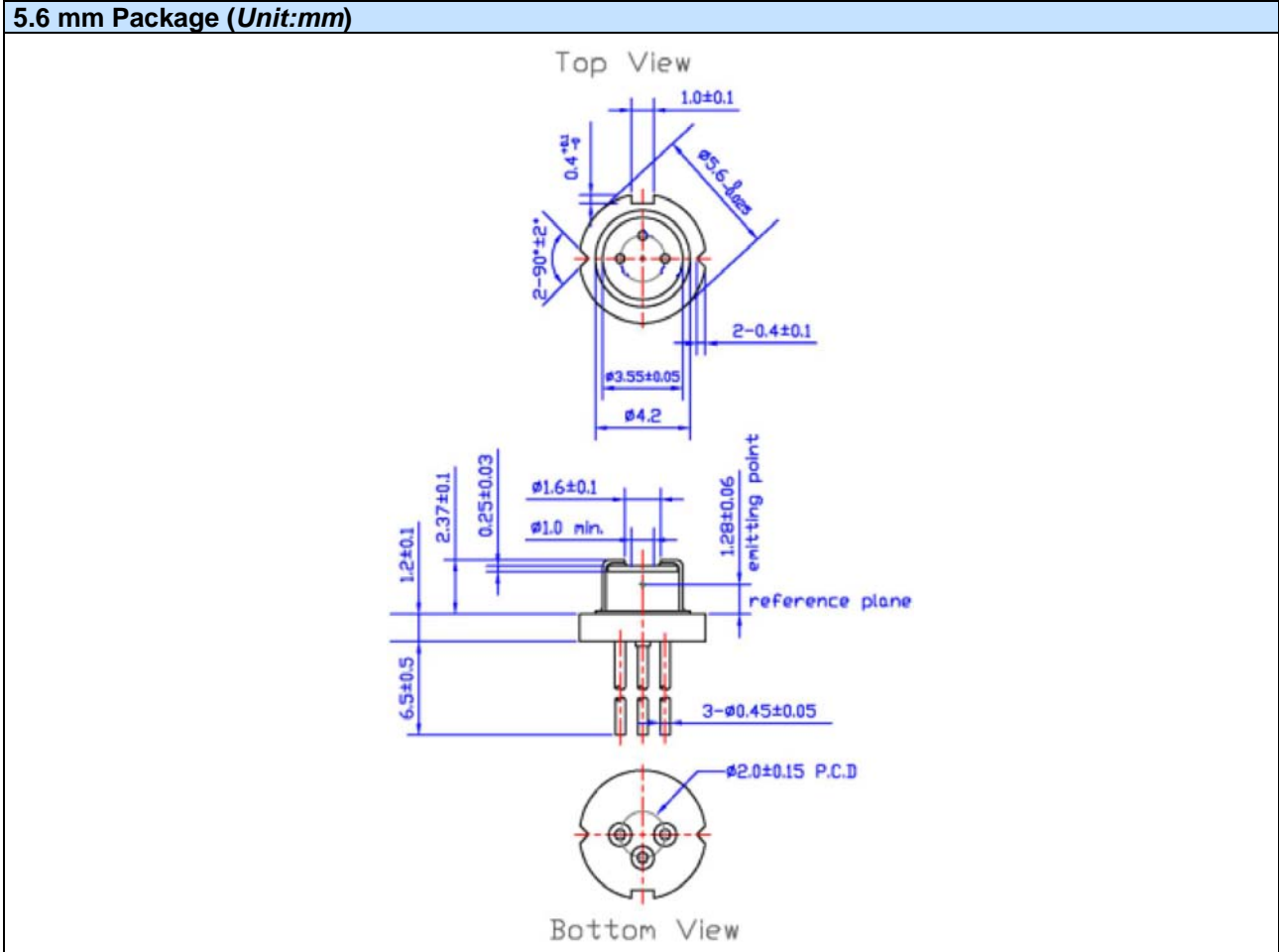
Item	Symbol	Min.	Typ.	Max.	Unit
Optical Specifications					
CW Output Power	P_O	-	10	-	mW
Center Wavelength	λ_C	630	638	642	nm
FWHM Beam Divergence	$\theta_{ }$	6	8	12	deg
	θ_{\perp}	28	33	37	deg
Electrical Specifications					
Threshold Current	I_{th}	-	30	40	mA
Operating Current	I_{op}	-	45	60	mA
Slope Efficiency	η	0.3	0.6	-	mW/mA
Operating Voltage	U_{op}	-	2.2	2.6	V
Monitor Current	I_m	0.05	0.15	0.4	mA

The above specifications are for reference purpose only and subjected to change without prior notice.



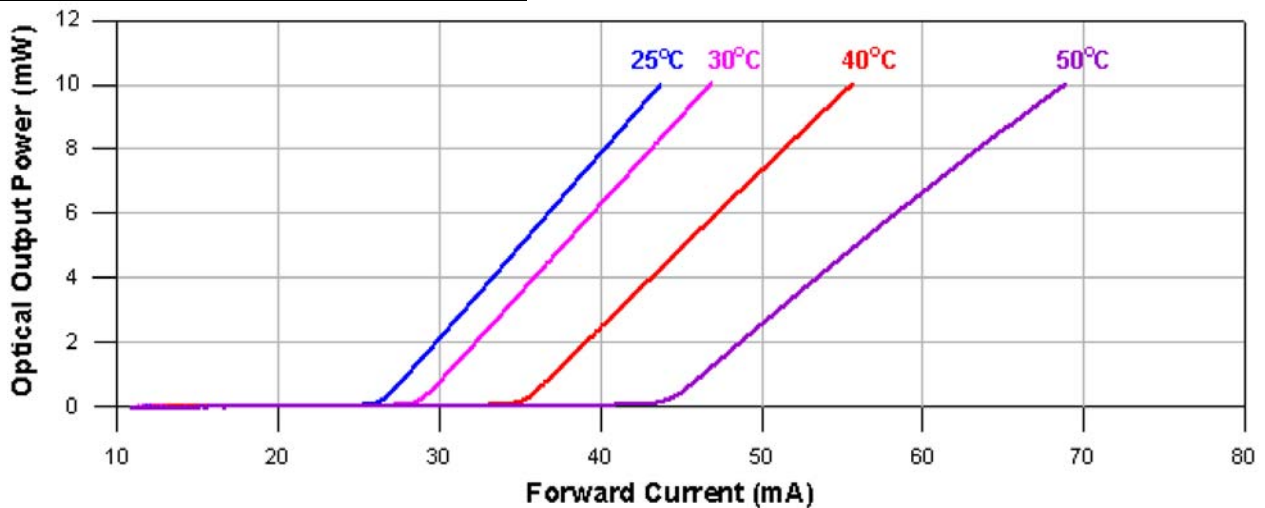
Package Dimensons

5.6 mm Package (Unit:mm)



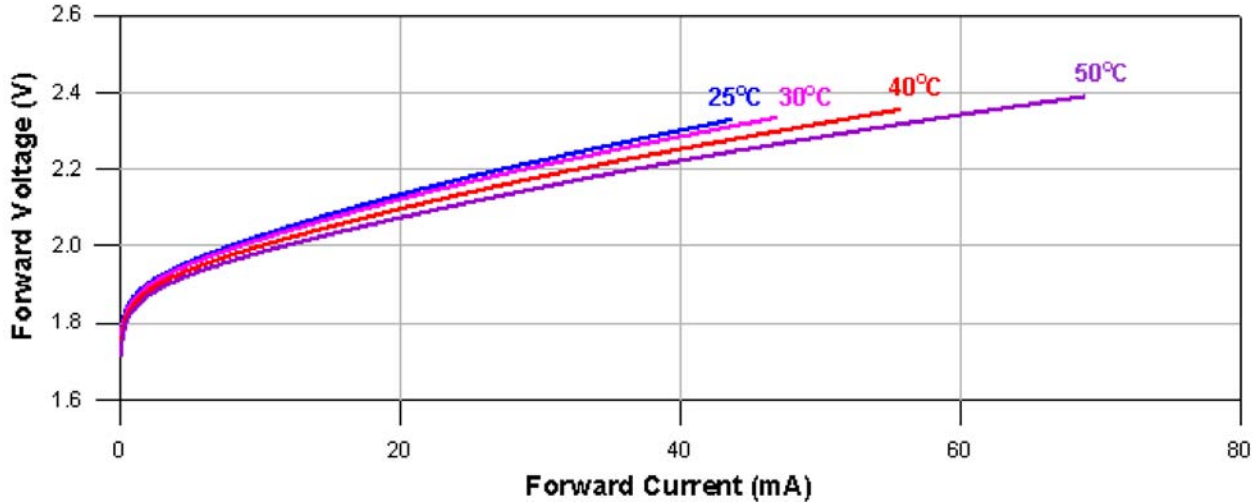
Typical Performance Curves

Optical Output Power vs. Forward Current

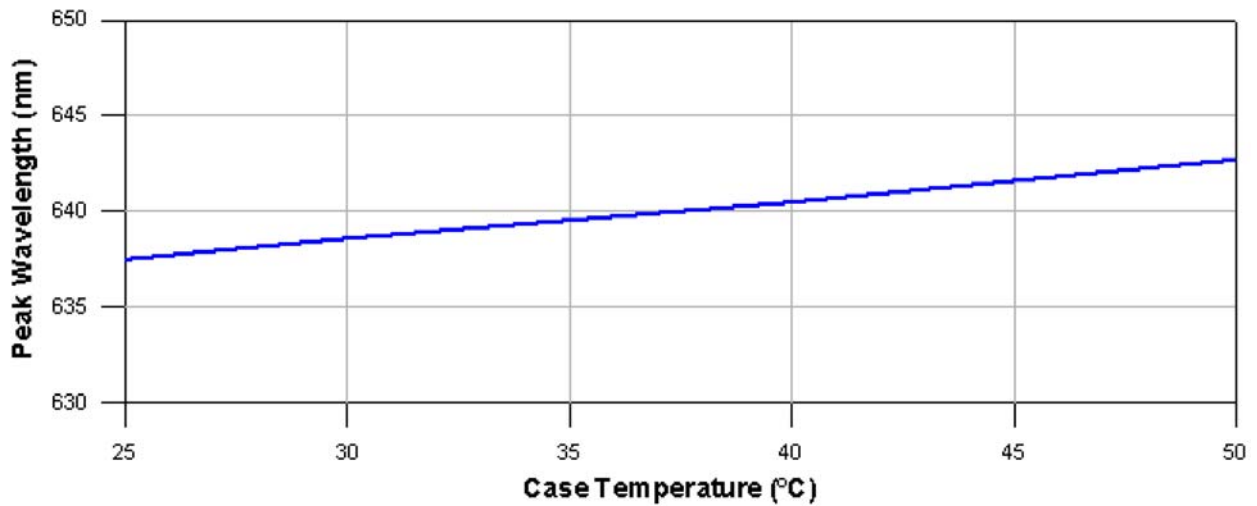




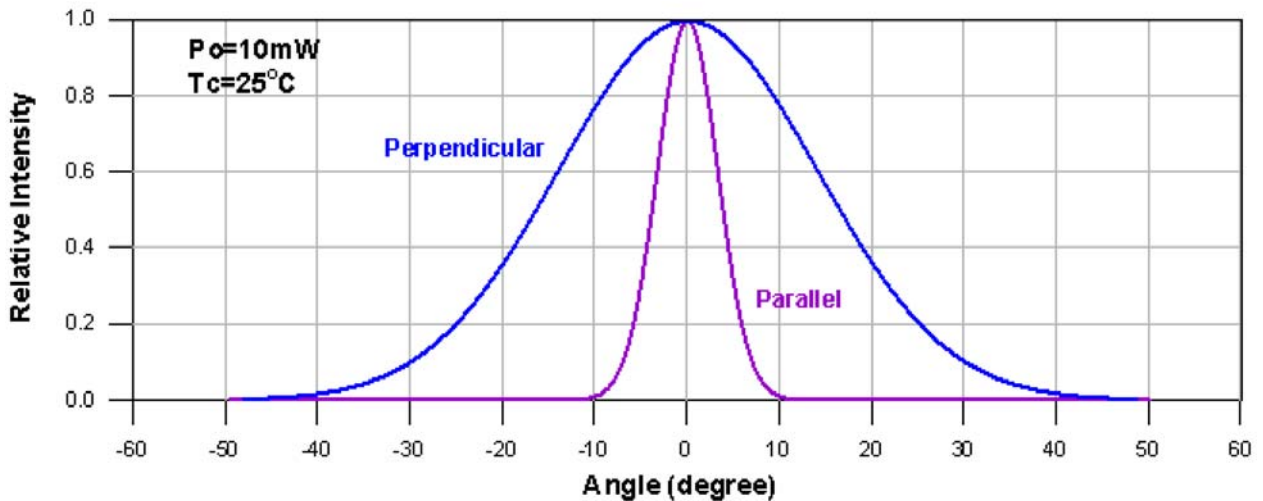
Forward Voltage vs. Forward Current



Peak Wavelength vs. Case Temperature

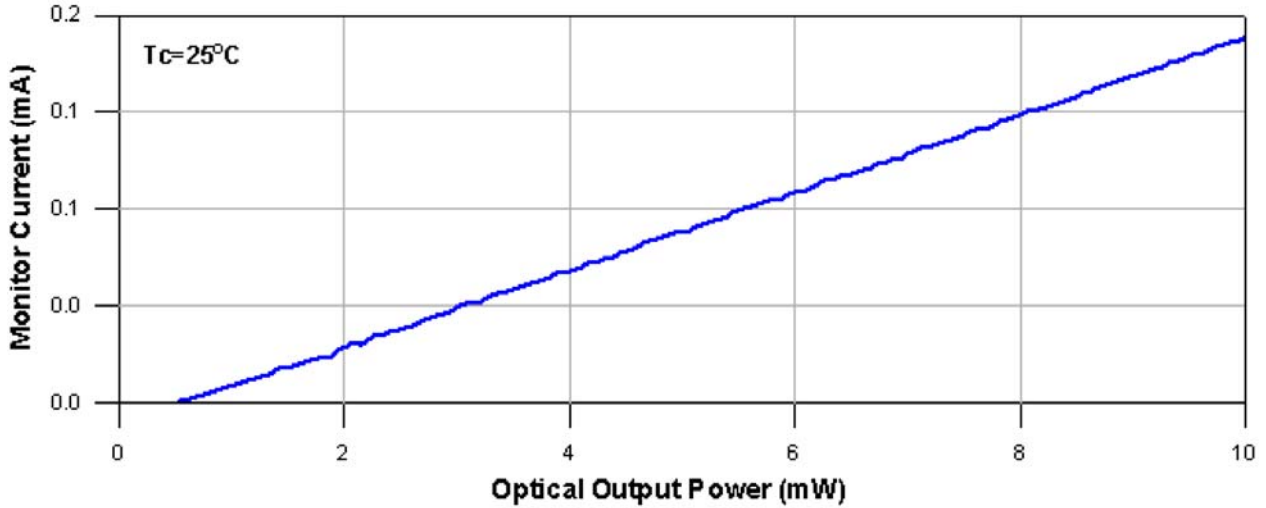


Far-Field Pattern

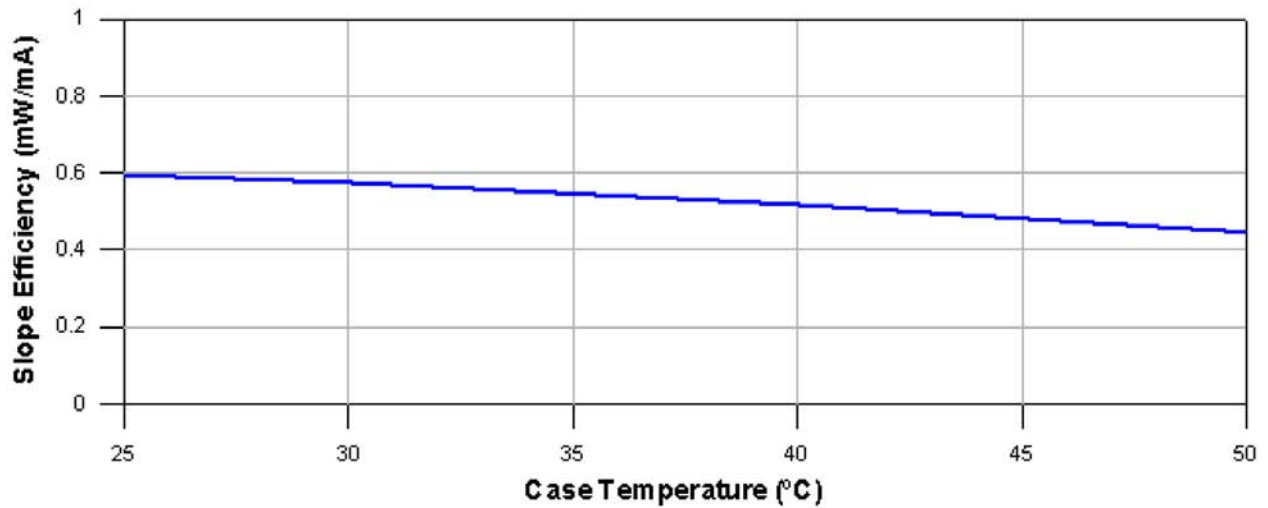




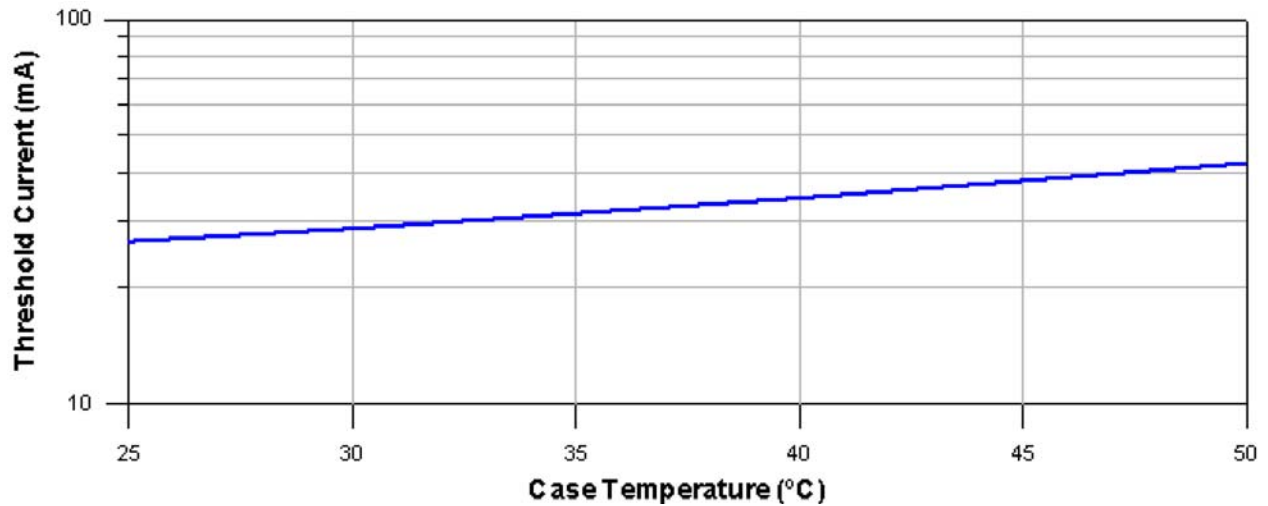
Monitor Current vs. Optical Output Power



Slope Efficiency vs. Case Temperature



Threshold Current vs. Case Temperature





Safety of Laser light

- Laser Light can damage the human eyes and skin. Do not expose the eye or skin directly to any laser light and/or through optical lens. When handling the LDs, wear appropriate safety glasses to prevent laser light, even any reflections from entering to the eye. Focused laser beam through optical instruments will increase the chance of eye hazard.



Cautions

1. Operating methode

- This LD shall change its forward voltage requirement and optical output power according to temperature change. Also, the LD will require more operation current to maintain same output power as it degrades. In order to maintain output power, use of APC (Automatic Power Control) is recommended. Which use monitor feedback to adjust the operation current.
- Confirm that electrical spike current generated by switching on and off does not exceed the maximum operating current level specified herein above as absolute maximum rating. Also, employ appropriate countermeasures to reduce chattering and/or overshooting in the circuit.

2. Static Electricity

- Static electricity or electrical surges will reduce and degrade the reliability of the LDs. It is recommended to use a wrist trap or anti-electrostatic glove when handling the product.

3. Absolute Maximum Rating

- Active layer of LDs shall have high current density and generate high electric field during its operation. In order to prevent excessive damage, the LD must be operated strictly below absolute maximum rating.

