



ROITHNER LASERTECHNIK GmbH

WIEDNER HAUPTSTRASSE 76
TEL. +43 1 586 52 43 -O. FAX. -44


1040 VIENNA
OFFICE@ROITHNER-LASER.COM

AUSTRIA



LD-405-200MGS

- Violet Laser Diode
- 405 nm, 200 mW
- Single mode
- 3.8 mm TO-Can, Flat Window, Extended Legs



Description

LD-405-200MGS is a single mode Laser Diode emitting at typical 405 nm with rated output power of 200 mW CW at room temperature. The 3.8 mm TO package includes a cap and flat window. **LD-405-200MGS** comes with **extended legs** and **without monitor**.

Maximum Rating ($T_{CASE} = 25^{\circ}C$)

Parameter	Symbol	Values		Unit
		Min.	Max.	
Optical Output	P_O		250	mW
Reverse Voltage	V_R		5	V
Operating Temperature	T_{OPR}	- 0	+ 70	$^{\circ}C$
Storage Temperature	T_{STG}	- 40	+ 80	$^{\circ}C$
Soldering Temperature (max. 3s)	T_{SOL}		+ 260	$^{\circ}C$



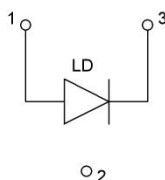
Electro-Optical Characteristics ($T_{CASE} = 25^{\circ}C, P_O = 200mW$)

Parameter	Symbol	Values			Unit	
		Min.	Typ.	Max.		
Peak Wavelength	λ_P	400	406	415	nm	
Operating Voltage	V_F		4.8	5.5	V	
Threshold Current	I_{th}		60	80	mA	
Operating Current	I_F		200	220	mA	
Slope Efficiency	η		1.3	1.6	mW/mA	
Beam Divergence (FWHM)	parallel	$\Theta_{ }$	6	9	14	deg.
	perpendicular	Θ_{\perp}	16	20	24	deg.
Deviation Angle	parallel	$\Delta\Theta_{ }$	-3		3	deg.
	perpendicular	$\Delta\Theta_{\perp}$	-3		3	deg.

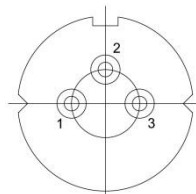
Electrical Connection

Pin Configuration

Pin #	Function
Pin 1	Anode
Pin 2	Case / NC
Pin 3	Cathode

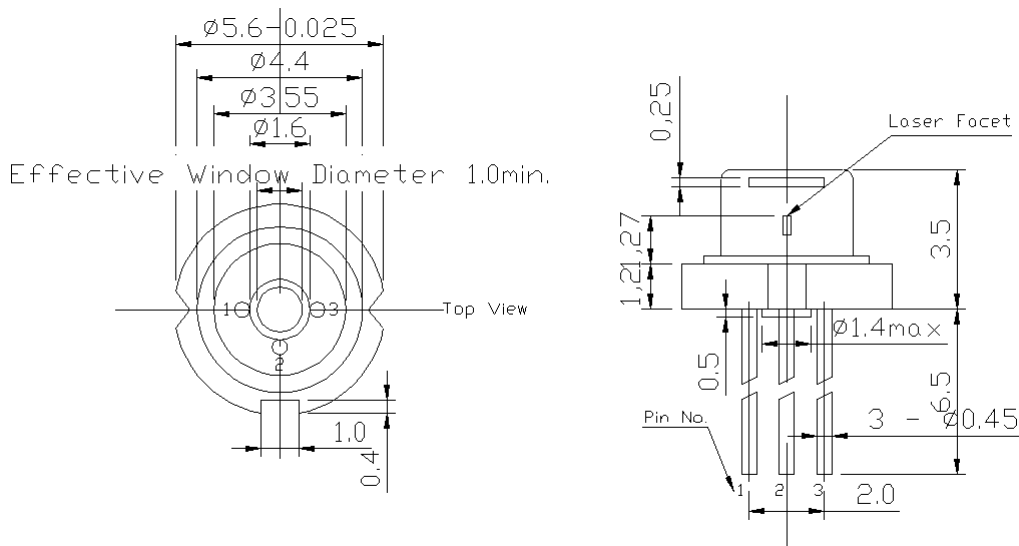


Bottom View





Outline Dimensions



All dimensions in mm

Precautions

Safety

Caution: Laser light emitted from any laser diode may be **harmful to the human eye**. Avoid looking directly into the laser diode's aperture when the diode is in operation.

Note: The use of optical lenses with this laser diode will increase eye hazard

ESD caution

Always do handle laser diodes with extreme care to **prevent electrostatic discharge**, the primary cause of unexpected diode failure. To prevent ESD related failures, it is strongly advised to always **wearing wrist straps**, and **grounding all applicable work surfaces**, when handling laser diodes

Operating Considerations

It is strongly advised to only operate this laser diode with a current source. The current of a laser diode is an exponential function of the voltage across it. **Usage of current regulated drive circuits is mandatory.** Laser diodes may be damaged by excessive drive currents or switching transients

It is advised, to operate the laser diode at the lowest temperature possible, and to never exceed maximum specifications as outlined in the datasheet. Device degradation will accelerate with increased temperature. **Proper heat sinking will greatly enhance stability and life time of the laser diode**